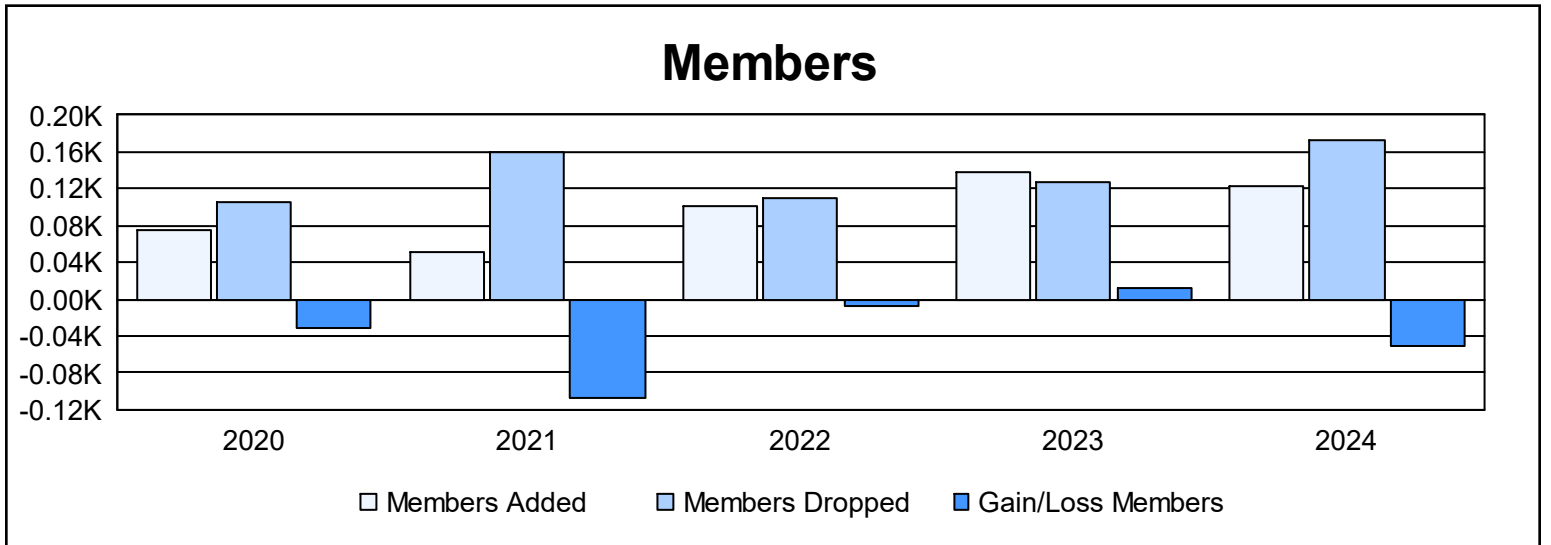
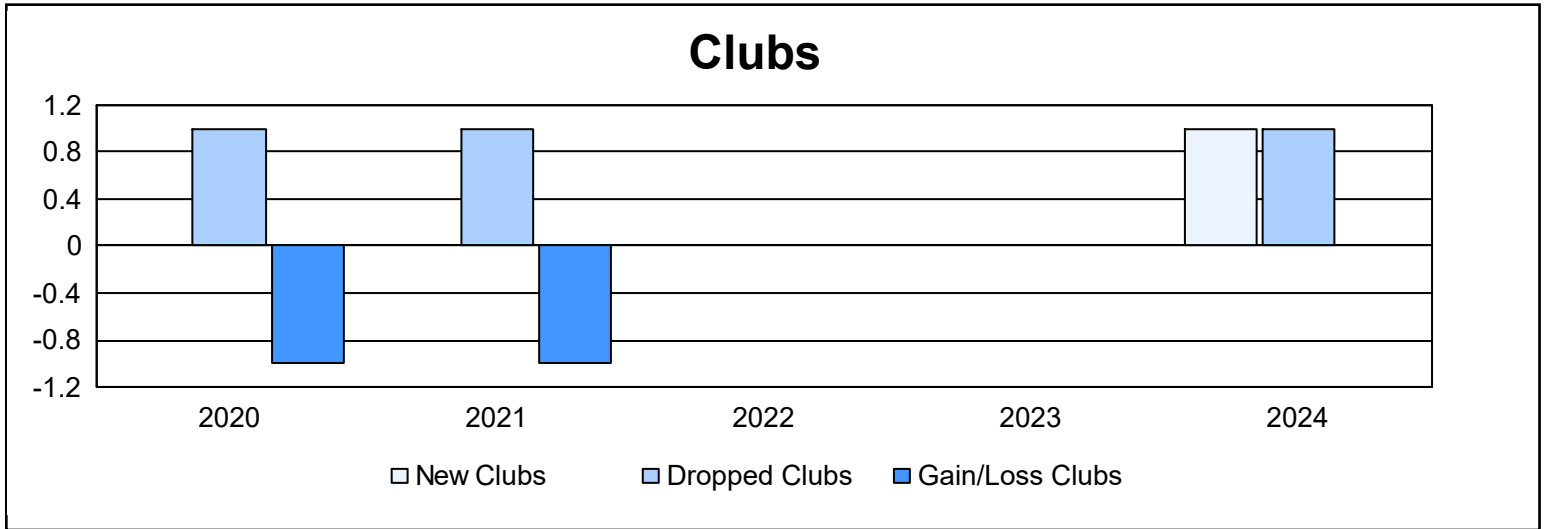
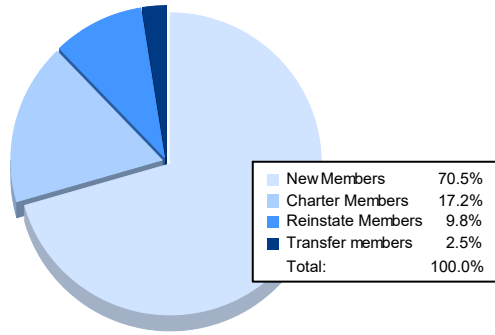


Year	New Clubs	Dropped Clubs	Gain/ Loss Clubs	New Members	Charter Members	Reinstate Members	Transfer Members	Total Member Added	Total Members Dropped	Gain/ Loss Members
2019-2020	0	1	-1	72	0	1	2	75	106	-31
2020-2021	0	1	-1	45	0	3	4	52	159	-107
2021-2022	0	0	0	81	2	11	8	102	109	-7
2022-2023	0	0	0	126	0	8	5	139	128	11
2023-2024	1	1	0	86	21	12	3	122	173	-51
<b>Average</b>	<b>0</b>	<b>1</b>	<b>0</b>	<b>82</b>	<b>5</b>	<b>7</b>	<b>4</b>	<b>98</b>	<b>135</b>	<b>-37</b>



### Membership Composition June 2024 Cumulative



### Gender Composition June 2024 Cumulative

